

Health and Family Life Education (HFLE)

Implications of the Data

Although parents and guardians are still the primary source of information regarding HFLE, the percentage of youth who select them as a source is decreasing. This could be a result of a stable or decreasing interaction between parents/ guardians and teachers in order to ensure life skills are being reinforced in the home environment.

For males ages 15-24 the data show that the television is the source they feel has helped them the most with answering their questions on HFLE. This is an interesting finding as when seeking HFLE information, the majority initially turn to a parent or guardian. This also reinforces that parents and teachers need to work together to ensure lessons learned in the classroom are reinforced in the home. Parents/guardians need to be well informed to be able to answer any questions their child/ward may have and need to also be coached to give responses in a comfortable, welcoming manner.

Regarding females, 15-24 years, however, the majority found their parents or guardians to be sources that were 'very helpful' and television was the second highest source seen as 'very helpful'. This shows that for females, the work teachers are doing to impart useful HFLE knowledge is working and should be maintained. What is evident however is that special emphasis needs to be made regarding the potential impact teachers have on their male students. This may involve curtailing the programme to ensure that both sexes are equipped the same knowledge.

Source of Health and Family Life Education Information

The preferred sources of information for young adult males and females for comparative years 2002 and 2008 can be viewed in Diagrams 1, 2, 3 and 4.

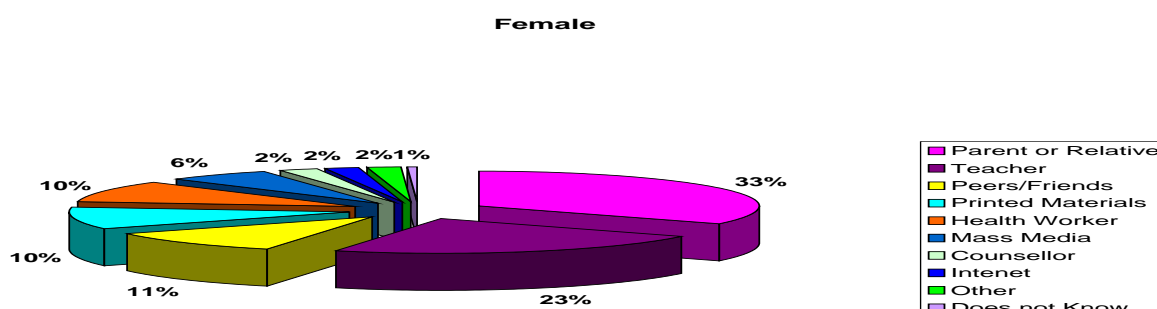


Diagram 1: Preferred Source of Information About Family Life Education Among Young Adult Women Aged 15-24 for the Year 2008

Source: 2008 Reproductive Health Survey

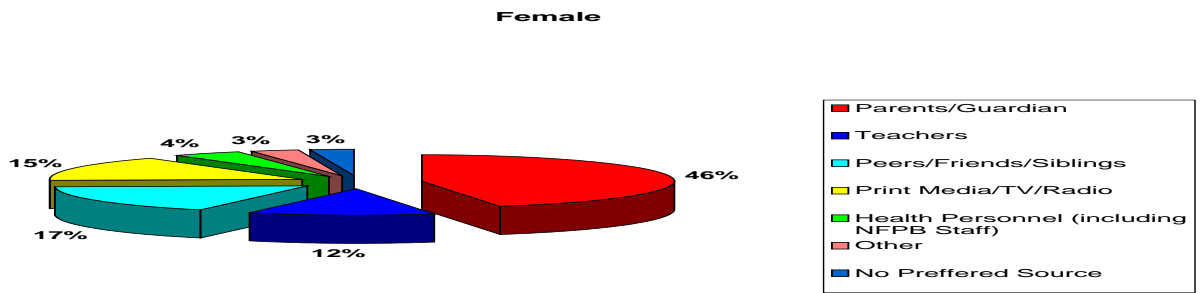


Diagram 2: Preferred Source of Information About Family Life Education Among Young Adult Women Aged 15-24 for the Year 2002

Source: 2002 Reproductive Health Survey

As illustrated in Diagrams 1 and 2, the majority of females aged 15-24 in 2002 selected ‘parent or guardian’ as their preferred source of information about family life education, with 46 percent doing so, while in the year 2008 this figure decreased by 12.5 percentage points to a total of 33.5 percent. In addition, 12 percent of females chose a ‘teacher’ as their preferred source in the year 2002 which increased by 10.5 percentage points to 22.5 percent in the year 2008.

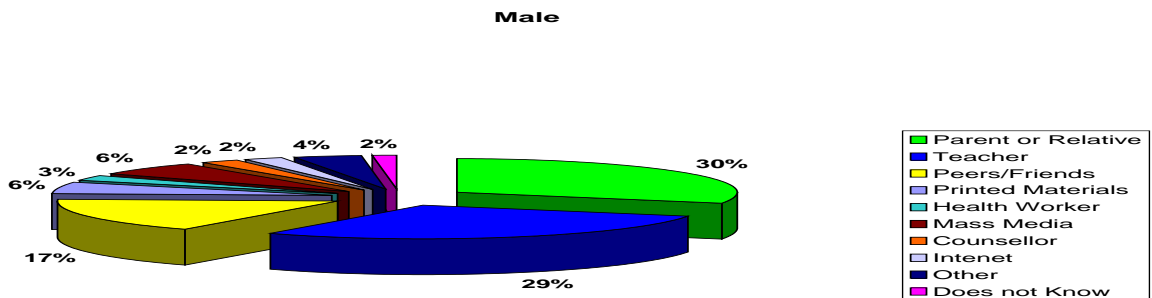


Diagram 3: Preferred Source of Information About Family Life Education Among Young Adult Males Aged 15-24 for the Year 2008

Source: 2008 Reproductive Health Survey

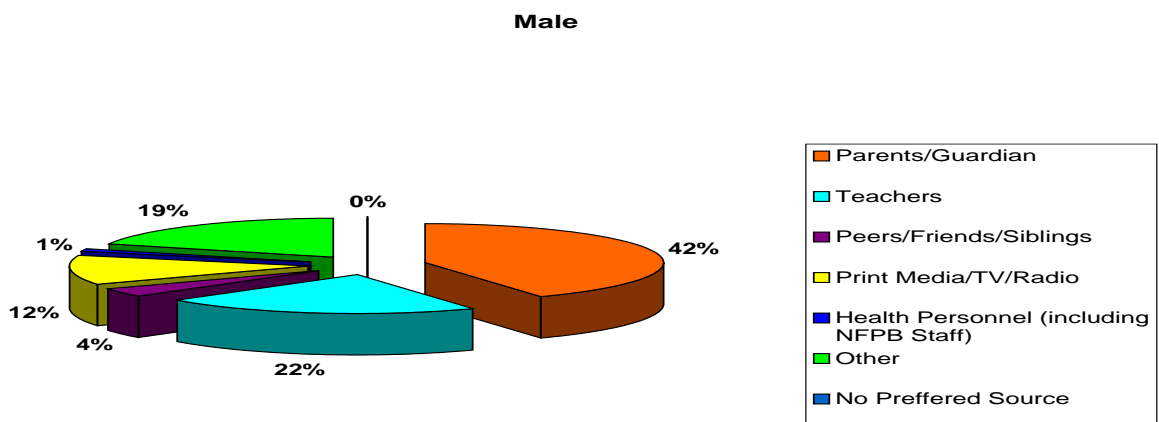


Diagram 4: Preferred Source of Information About Family Life Education Among Young Adult Males Aged 15-24 for the Year 2002

Source: 2002 Reproductive Health Survey

As illustrated in Diagrams 3 and 4, the majority of males aged 15-24 in 2002 selected ‘parent or guardian’ as their preferred source of information about family life education, with 42 percent doing so, while in the year 2008 this figure decreased by 11.6 percentage points to a total of 30.4 percent. In addition, 22 percent of males chose a ‘teacher’ as their preferred source in the year 2002 which increased by 6.7 percentage points to 28.7 in the year 2008.

Table 1: Proportion of all Young Adult men and Women Aged 15-19 Years who Know Where to go for Information on Sexual Relations or Contraceptives by age Group and Socioeconomic Status and Whether They had Family Life or sex Education Course

Characteristics	Women	Men
	Percent	Percent
Total	91.3	85.4
Age Group		
15-17	87.8	84.0
18-19	90.2	82.4
Socio Economic Status		
Low	88.7	82.7
Medium	89.2	84.4
High	95.9	87.8
Had Family Life or sex Education Course		
Yes	92.7	87.8
No	79.2	74.3

Source: Reproductive Health Survey, Young Adult Report, 2002

The vast majority of young adult females and males aged 15-19 years knew where to go for information on sexual relations or contraceptives (91.3 and 85.4 percents respectively). In addition the majority of males and females who knew where to get information were from a high socio-economic status (87.8 ad 95.9 percent respectively) and had taken a family life or sex education course (87.8 and 92.7 percent respectively).

Table 2: Percent of Young Adult Women and men Aged 15-24 Years who Have Heard of Various Methods of Contraception by Whether They Have Taken a Class of Course on Family Life of Sex Education That Included Information of Contraception

	Percent who Heard of Method			
	Had class /course on sex education that included information on contraceptive		Did not have class / course on sex education that included information on contraceptive	
	Women	Men	Women	Men
Condom	99.6	99.6	99.0	99.2
Pill	99.2	98.4	97.3	95.9
Injection	98.1	94.4	97.5	89.1
Tubal Ligation	90.6	80.2	86.0	66.7
Withdrawal	79.2	80.7	71.0	69.9
IUD	68.9	42.0	60.2	26.2
Diaphragm	64.9	53.0	42.3	31.1
Vasectomy	64.2	57.6	54.3	38.8
Spermicides	40.5	29.3	31.3	15.9
Rhythm	45.8	32.5	32.8	19.6
Implant	45.5	34.0	29.3	28.8
Morning-After Pill	55.1	45.4	43.8	29.9

Source: Reproductive Health Survey, Young Adult Report, 2002

In total, 99.6 percent of females and males who had a class or course on sex education that included information on contraceptives had heard of the condom as a method of contraception. In addition, 99.2 percent of females had heard of the pill compared to 98.4 percent of males. The least heard of method for both females and males was spermicides at 40.5 percent and 29.3 percent respectively.

In total, 99 percent of females and 99.2 percent of males who did not have a class or course on sex education that included information on contraceptives had heard of the condom as a method of contraception. In addition, 97.3 percent of females had heard of the pill compared to 95.9 percent of males. The least heard of method for both females and males were once again spermicides at 31.3 percent and 15.9 percent respectively.